




A Crack in the Pavement

Growing Dreams

A Crack in the Pavement
Growing Dreams

"After this, people thought of what our school could be and not just what it is."

A Grade 5 student from **Growing Dreams**



VHS




C9100 024

A National Film Board of Canada Production

A Crack in the Pavement

Growing Dreams



Students can spend up to 25% of their school day on barren expanses of asphalt and turf: dangerous, lifeless school grounds that offer no interest or shelter and encourage aggression. Restoring nature to a school ground offers beauty in a safer and less hostile outdoor environment, with the added benefits of shade, improved air quality, softer play surfaces, quieter places to relax, increased wildlife habitat and opportunities for contact with the natural world.

Greening a school ground creates a more colourful, interesting and creative place to play and learn, brings lessons to life, offers endless opportunities for hands-on learning across the entire curriculum and benefits the whole community.



Some ideas for projects or things to do

- Plant** trees for shelter, plants for butterflies or bulbs for peace.
- Grow** a pizza garden, an alphabet garden or a fragrance garden.
- Build** bird feeders, compost boxes, benches or a weather station.
- Grow** seedlings in planters, window boxes or indoors under lights.
- Hold** a contest to name your project or design a fundraising t-shirt.
- Find** a local artist to help you design and paint a mural.
- Paint** outlines for games or a map on the pavement.
- Grow** berries for birds, carrots for muffins or seeds for the future.
- Harvest** a row of vegetables for the food bank.
- Partner** with older students or neighbours to build a shed.
- Make** a scarecrow, stepping stones or signs for the garden.
- Design** a pond and discuss water safety.
- Raise** butterflies, hatch chickens or build houses for birds or bats.
- Study** the seasons, bugs, root systems, the weather or water cycles.
- Adopt** a tree, stream, bog or field, or clean up a vacant lot.
- Keep** journals, paint Dumpsters, write songs, study weather.
- Design** a rooftop garden, a greenhouse or a sun shelter.
- Make** a video or publish a Web page about your playground project.

For more information and related videos, visit
www.nfb.ca/schoolgardens

Directors
Jane Churchill
Gwynne Basen

Producer
Michael Fukushima

Cinematographer
Jim Aquila CSC

Location sound
Ross Redfern

Picture editor
Ewa Turska

Sound editor
Tony Reed

**Graphics and
animation**
Sophia Southam

Original music
Chris Crilly

**Research and
video guide notes**
Jane Churchill

Executive producer
David Verrall



19 minutes
16 seconds

Order number
C9100 024

Suggested discussion topics and activities

Before viewing the video

Draw pictures of some of your favourite outdoor places.

List things that make an outdoor area interesting and special.

Go on a multi-sensory scavenger hunt. Find your favourite and least favourite smells, sights, sounds and textures.

Create Web diagrams of things you like and don't like about your playground and why. What things would you most like to change?

After viewing the video

Create Web diagrams that show the benefits of greening.

Search the school grounds and make a list of the plants, animals and insects that live there. Which ones do you like best? Least? Which species would you like to see more of?

Take a walking tour of the neighbourhood around the school. Make note of types of buildings, green spaces and vacant lots. Are the green spaces linked to make corridors for wildlife? How does the amount and quality of green spaces make you feel?

Use your discoveries as a starting point to write a poem, essay or report or to paint a mural about your "dream" schoolyard.

Suggested resources

Evergreen www.evergreen.ca

City Farmer www.cityfarmer.org

I Can Garden www.ICanGarden.com

Green Teacher www.greenteacher.com

Canadian Wildlife Federation www.cwf-fcf.org



Canadian Wildlife Federation Wild Education www.wildeducation.org

Tree Canada Foundation www.treecanada.ca

SEEDS - Environmental Green Schools Program www.greenschools.ca/seeds

National Gardening Assn. (USA) www.kidsgardening.com

Seeds of Change Garden (USA) www.mnh.si.edu/garden



To all those who participated

Congratulations to all the students, parents, teachers, staff, friends and neighbours at the many wonderful greening projects at the schools we visited across Canada. Thank you for your generous support and contribution to the **Crack in the Pavement** video project.

A Crack in the Pavement

Growing Dreams

A Crack in the Pavement is a two-part video set that shows children, teachers and parents how, working together to green their school grounds, they can make positive changes in their communities. **Growing Dreams** gives an inspirational overview of school ground greening. It shows what



kids have done to transform bare pavement into dream schoolyards: growing trees for shade, flowers for butterflies, vegetables for a food bank; building a greenhouse, a rooftop garden and constructing a courtyard pond as an outdoor classroom and refuge for wildlife.

Directors: **Jane Churchill, Gwynne Basen**

Producer: **Michael Fukushima**

Produced by **The National Film Board of Canada** with the financial support of **Evergreen**.



19 minutes, 16 seconds
Order number: C9100 024



Closed captioned.
A decoder is required.

TO ORDER NFB VIDEOS, CALL TODAY!

1-800-267-7710 (Canada)

1-800-542-2164 (USA)

www.nfb.ca

© 2000 A licence is required for any reproduction, television broadcast, sale, rental or public screening. Only educational institutions or non-profit organizations that have obtained this video directly from the NFB have the right to show this video free of charge to the public.

National Film Board of Canada
P.O. Box 6100, Station Centre-Ville
Montreal, Quebec H3C 3H5

Printed in Canada

